



# A Reedy Outdoor Off-Road Championships

## Reedy Outdoor Off-Road Championsh

 Nov 19, 2016 to Nov 20, 2016

 2wd Open Stadium Truck (Heat 1/1) Results [Q2 Race #12]


**12**  
**2wd Open Stadium Truck (Heat 1/1)**  
**Round: Qualifier Round 2**  
**Length: 6:00**

Pos	Driver	Qual	Laps/Time	Behind	Fa La
1	9 Tyler Fenster <a href="#">View Laps</a>	6	19/6:13.267		19
2	2 Brent Thielke <a href="#">View Laps</a>	2	18/6:08.999	16.232	19
3	4 Tyler Sweany <a href="#">View Laps</a>	3	18/6:14.790	5.791	20
Pos	Driver	Qual	Laps/Time	Behind	Fa La

12

2wd Open Stadium Truck (Heat 1/1)

Almond McClain



Round: Qualifier Round 2

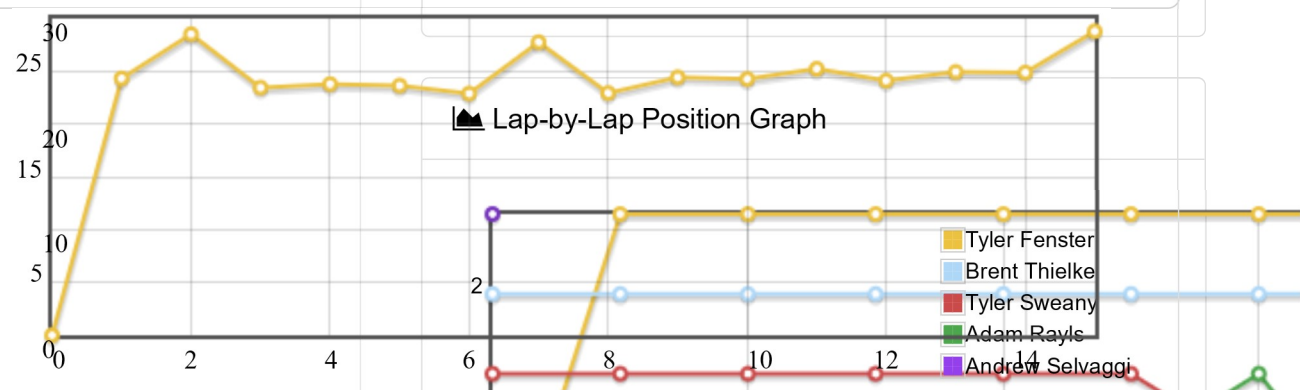
Lap Stats

Pos	Driver	Qual	Laps/Time	Behind	Fa
5	5 Andrew Selvaggi	4	17/6:05.404	6.159	20
6	1 Matt Kellett	7	17/6:15.322	9.918	20
7	10 Mirko Morgenstern	10	17/6:19.860	4.538	20
8	8 Ebi Beck	8	16/6:14.022	17.538	22
9	7 Almond McClain	9	15/6:13.984	24.894	22
10	3 Jake Mayo	1	DNS		

Lap Times

#	Time	Pace	Pos
0	0	0	9th
1	24.329	15/6:04.938	8th
2	28.526	14/6:09.985	9th
3	23.447	15/6:21.510	9th
4	23.781	15/6:15.311	9th
5	23.642	15/6:11.175	9th
6	22.891	15/6:06.540	9th
7	27.759	15/6:13.661	9th
8	22.938	15/6:09.962	9th
9	24.427	15/6:09.567	9th
10	24.270	15/6:09.015	9th
11	25.243	15/6:09.890	9th
12	24.114	15/6:09.209	9th
13	24.943	15/6:09.588	9th
14	24.879	15/6:09.845	9th
15	28.795	15/6:13.984	9th


Lap Chart



 Almond McClain



- Matt Kellett
- Mirko Morgenstern
- Ebi Beck
- Almond McClain ✕
- Jake Mayo

 Lap Stats

**Fast Lap:** 22.891   **Avg. Lap:** 24.932   **Avg. Top 5:** 23.340   **Avg. Top 10:** 23.872   **Avg. Top 15:** 24.932   **Top 3 Consec.:** 70.314   **Std. Deviation:** 1.844

**Consistency:**  
92.605%

LOADING INTERFAC

 Lap Times

#	Time	Pace	Pos
0	0	0	9th
1	24.329	15/6:04.93	8th
2	28.526	14/6:09.98	9th
3	23.447	15/6:21.51	10th
4	23.781	15/6:15.31	19th
5	23.642	15/6:11.17	9th
6	22.891	15/6:06.54	10th
7	27.759	15/6:13.66	19th
8	22.938	15/6:09.96	29th
9	24.427	15/6:09.56	7th
10	24.270	15/6:09.01	9th
11	25.243	15/6:09.89	10th
12	24.114	15/6:09.20	9th
13	24.943	15/6:09.58	8th
14	24.879	15/6:09.84	9th
15	28.795	15/6:13.98	10th

 Lap Chart

Close

