


# Reedy Outdoor Off-Road Championships

## Reedy Outdoor Off-Road Championshi

 Nov 19, 2016 to Nov 20, 2016

### 2wd Open Buggy B-Main Results [M4 Race #2]

**2**  
**2wd Open Buggy B-Main**  
**Round: Mains**  
**Length: 10:00**

Pos	Driver	Qual	Laps/Time	Behind	F L
1	3 Cody Turner <a href="#">View Laps</a>	3	30/10:01.623		1
2	8 David Jenson <a href="#">View Laps</a>	8	30/10:12.380	10.757	1
3	1 Adam Rayls <a href="#">View Laps</a>	1	30/10:14.871	2.491	1

2

2wd Open Buggy B-Main

Round: Mains

Almond McClain



Lap Stats

Pos	Driver	Qual	Laps/Time	Behind
2	Almond McClain	2	30/10:20.484	5.613

Fast Lap: 21.983  
 Avg. Lap: 24.927  
 Avg. Top 5: 22.267  
 Avg. Top 10: 22.643  
 Avg. Top 15: 22.104  
 Top 3 Consec.: 64.228  
 Std. Deviation: 20.484  
 Consistency: 77.971%

LOADING INTERFAC

Lap Times

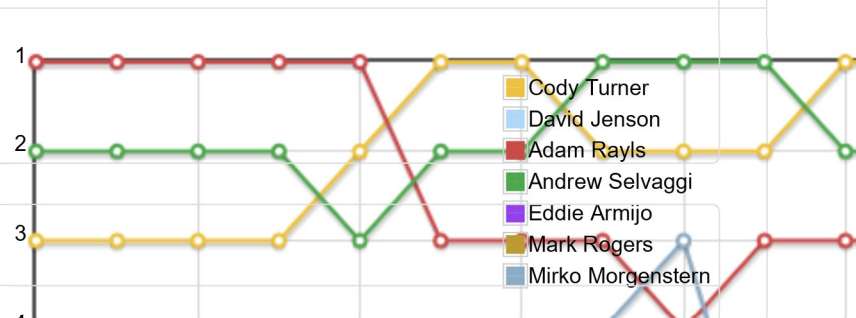
#	Time	Pace	Pos
0	0	0	9th
1	16.299	37/10:03.06	3th
2	24.494	30/10:11.89	5th
3	23.435	29/10:20.87	19th
4	23.724	28/10:15.66	4th
5	22.052	28/10:16.02	29th
6	21.983	28/10:15.93	9th
7	23.126	28/10:20.45	29th
8	27.882	27/10:17.60	8th
9	28.498	26/10:10.98	0th
10	24.148	26/10:12.66	7th
11	22.694	26/10:10.61	0th
12	24.366	26/10:12.51	9th
13	24.819	26/10:15.04	0th
14	23.949	26/10:15.58	9th
15	22.969	26/10:14.35	9th
16	22.391	26/10:12.34	7th
17	22.688	26/10:11.02	0th
18	24.000	26/10:11.74	7th
19	24.106	26/10:12.53	7th
20	22.220	26/10:10.79	0th
21	23.071	26/10:10.27	4th
22	23.238	26/10:09.99	8th
23	25.241	26/10:12.00	9th
24	49.325	25/10:15.33	19th
25	23.832	25/10:14.55	0th

5	4 Eddie Armijo	4	29/10:06.765	7.431	2
6	5 Mark Rogers	5	29/10:09.021	2.256	1
7	6 Mirko Morgenstern	6	28/10:06.879	19.810	2
8	7 Lachlan Munday	7	28/10:16.368	9.489	2
9	9 Almond McClain	9	25/10:14.550	1:12.963	2

Pos	Driver	Qual	Laps/Time	Behind	F	L
-----	--------	------	-----------	--------	---	---

Close


Lap-by-Lap Position Graph



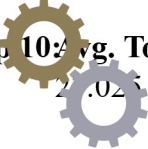
Lap Chart

■ Lachlan Munday  
■ Almond McClain

Almond McClain
×



WWW.LIVERC.COM



**LOADING INTERFAC**

Lap Stats

**Fast Lap:** 21.983   
 **Avg. Lap:** 24.927   
 **Avg. Top 5:** 22.267   
 **Avg. Top 10:** 22.643   
 **Avg. Top 15:** 22.025   
 **Top 3 Consec.:** 64.228   
 **Std. Deviation:** 5.491  
**Consistency:**  
 77.971%

Lap Times

#	Time	Pace	Pos
0	0	0	9th
1	16.29937	/10:03.063	8th
2	24.49430	/10:11.895	8th
3	23.43529	/10:20.871	9th
4	23.72428	/10:15.664	9th
5	22.05228	/10:16.022	9th
6	21.98328	/10:15.939	9th
7	23.12628	/10:20.452	9th
8	27.88227	/10:17.608	9th
9	28.49826	/10:10.980	9th
10	24.14826	/10:12.667	9th
11	22.69426	/10:10.610	9th
12	24.36626	/10:12.519	9th
13	24.81926	/10:15.040	9th
14	23.94926	/10:15.585	9th
15	22.96926	/10:14.359	9th
16	22.39126	/10:12.347	9th
17	22.68826	/10:11.026	9th
18	24.00026	/10:11.747	9th
19	24.10626	/10:12.537	9th
20	22.22026	/10:10.796	9th
21	23.07126	/10:10.274	9th
22	23.23826	/10:09.998	9th
23	25.24126	/10:12.009	9th
24	49.32525	/10:15.331	9th
25	23.83225	/10:14.550	9th

Close

Lap Chart